

# 14X12X6 PREMIUM LINE



## PREMIUM POLYCARBONATE ENCLOSURE


### Features and Benefits

- 16 Standard configurations including hinged or non-hinged lids in 2-screw, 4-screw, or stainless steel metal latched lids.
- Standard color – light gray with a gloss finish.
- Best material – bases, opaque covers and clear covers are all made of high-impact, UV resistant polycarbonate.
- Easy ordering – one part number includes base, lid, mounting feet or flanges and all lid fastening hardware (mounting panels sold separately).
- Flexible interior mounting – features the unique and patented Integra adjustable depth “T-Rail” back panel mounting system (back panel and adjustable brackets sold separately).
- Features multiple bosses for easy installation of devices and DIN rails.
- UL-50 / c-UL Listed (files # E229365, # E207562)

Our Premium Line enclosures are the most durable, aesthetically pleasing, non-metallic Nema UL rated enclosures available. From the extremely versatile mounting options inside the enclosure to having the most off-the-shelf accessories, the Integra “Made In the USA” Premium Line enclosures provide great value to any application.



Comes with feet or flanges.



Atex pending, contact factory for details

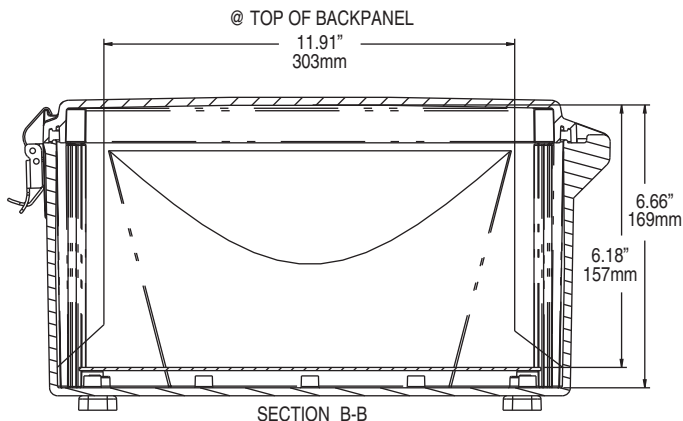
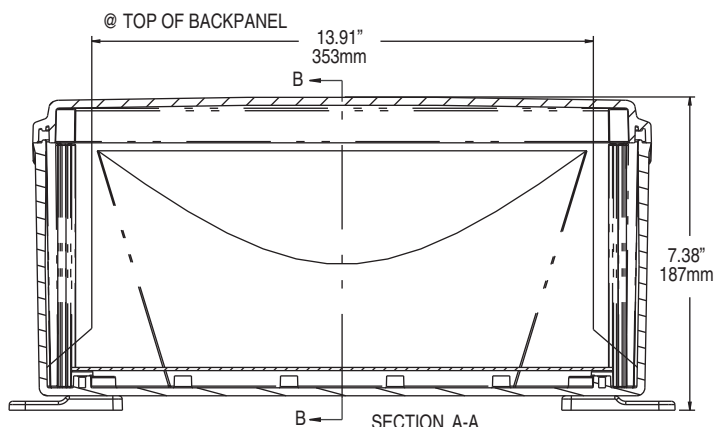
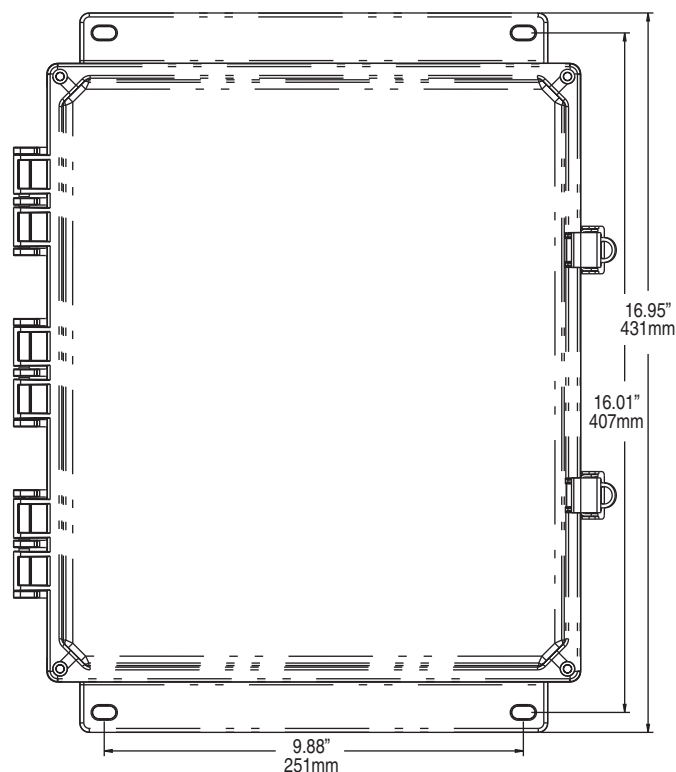
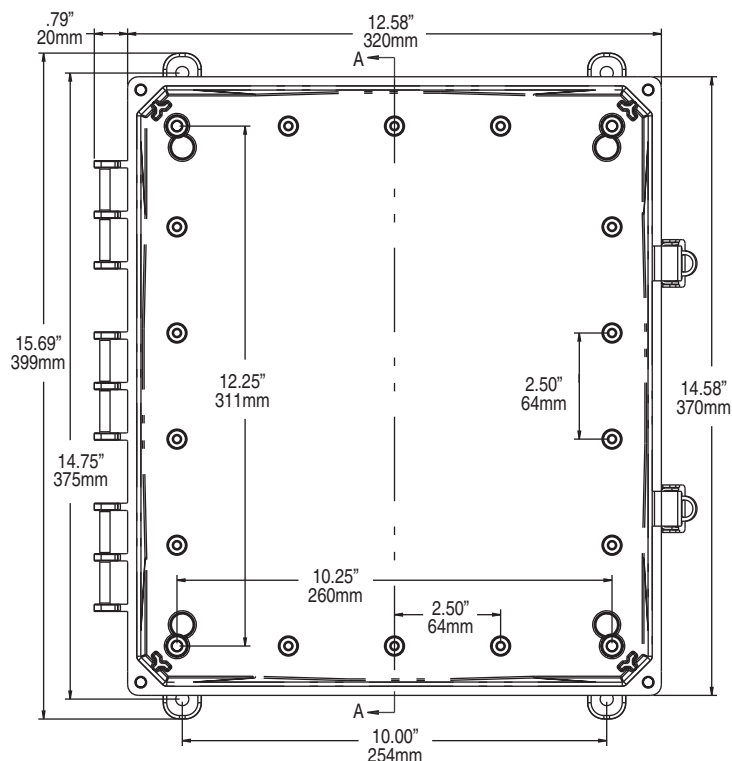
Mechanical and Thermal	Test Spec.	Unit	Premium Line
Instrumented Dart Impact @ 73° F		in/lb.	565
Falling Ball Impact @ 73° F	UL-746	in/lb.	900
Deflection Temperature @ 264 psi	ASTM D648	Deg. F	270
Modulus of Elasticity	ASTM D790	ksi	340
Temperature Range		Deg. F	-40 to 265
Flammable / UV Ratings	Test Spec.	Unit	Premium Line
Flame Rating - UL	UL 94	-	5VA
Outdoor UV Exposure	UL	-	F1

141206 P/N	4X IP66	6P IP68	Hinged Cover	Screw Cover	Opaque Cover	Clear Cover	Mounting Feet	Mounting Flange	Stainless Steel Locking Latch	T-Rail System
H141206S	✓	✓		✓	✓		✓			✓
H141206SC	✓	✓		✓		✓	✓			✓
H141206SF	✓	✓		✓	✓			✓		✓
H141206SCF	✓	✓		✓		✓		✓		✓
H141206H	✓		✓	✓	✓		✓			✓
H141206HC	✓		✓	✓		✓	✓			✓
H141206HF	✓		✓	✓	✓			✓		✓
H141206HCF	✓		✓	✓		✓		✓		✓
H141206HLL	✓		✓		✓		✓		✓	✓
H141206HCLL	✓		✓			✓	✓		✓	✓
H141206HFLL	✓		✓		✓			✓	✓	✓
H141206HCFLL	✓		✓			✓		✓	✓	✓
H141206H-6P	✓	✓	✓	✓	✓		✓			✓
H141206HC-6P	✓	✓	✓	✓		✓	✓			✓
H141206HF-6P	✓	✓	✓	✓	✓			✓		✓
H141206HCF-6P	✓	✓	✓	✓		✓		✓		✓

TORQUE SPECIFICATIONS - Mounting Brackets - 1/4"-20 x 0.25 SS, countersunk phillips drive screws (torque limit = 20 in. lbs.) | Covers / Doors - Torque for corner screws is 10 in. lbs.



# 14X12X6 PREMIUM LINE



Register online to download this drawing off the Integra website at [www.integraenclosures.com](http://www.integraenclosures.com) | Your company's logo or other information on the lid. Consult factory for details.

## Accessories for 14x12x6 (For complete accessories, see page 49-52)




### Back Panels

ABP1412 - Aluminum panel  
SBP1412 - Steel panel  
PVCBP1412 - PVC panel



### Swing Out Panels

ABP-1412SP/SOPK - Complete panel kit  
ABP-1412SP - Aluminum swing out panels only  
SOPK - Hardware only



### Back Panel Adjustment Kit

BPAKG - Grey  
BPAKB - Black



### Air Vents / Fan Shrouds

VENT 1 - Aluminum louvered  
VENT 2 - Outdoor labyrinth  
FS KIT - 1  
FS KIT - 2



### Lock

CAT 60  
CAT 90



### Mounting Screws

SP-10 - 10 Pieces self-tapping screws for bosses



### Din Rail

DIN 12 - 2 rails, 4 screws



### Pole Mounting Kit

PMKG-212 - 2" pole  
PMKG-312 - 3" pole  
PMKG-412 - 4" pole  
PMKG-1212 - 12" pole



### Mounting Feet & Flange Kits

MFKG - Premium line feet  
MFKSS - Stainless steel feet  
MFLK12 - 12" Flange kit